



School places in Dulwich

December 2016

Southwark context



- We have 99 state-funded mainstream schools: 19 secondary schools, 75 primary, and 5 nursery schools
- 93% of our schools are "*good*" or "*outstanding*"
- £160 million Southwark investment in building capacity of schools places and improving the quality of the learning environment
- We have created and enabled 3200 additional primary places and 1,570 secondary (11-15) places over the last 10 years

Background



- The council has a duty to secure school places for its residents (*Education Act 1996 (as amended by the Education and Inspections Act 2006)*)
- This can be done through (temporary ('bulge') or permanent) expansions of existing schools or the opening of new schools , depending on the projected nature of the demand
- New schools **MUST** be academies or free schools (*Academies Act 2010, Education Act 2011*)

School place planning

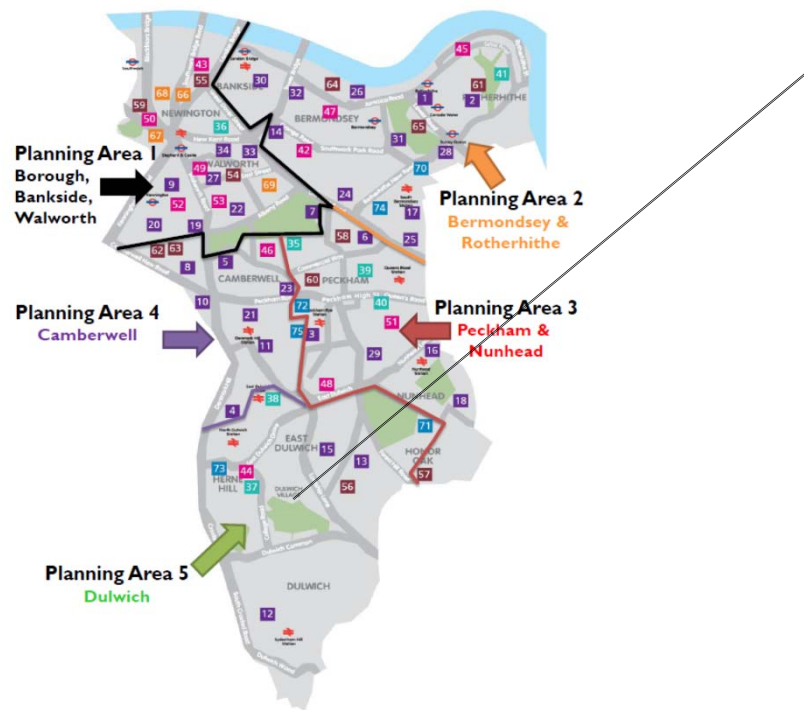


- LA plans school places for primary and secondary pupils
- GLA provide the LA with projections, which we amend and recalculate
- Southwark is split into 5 planning areas for primary school planning, which are broadly coterminous with the Community Council areas
- Dulwich one of the five planning areas
- Secondary place planning are performed boroughwide

School place planning



Map of primary schools in Southwark



School place planning

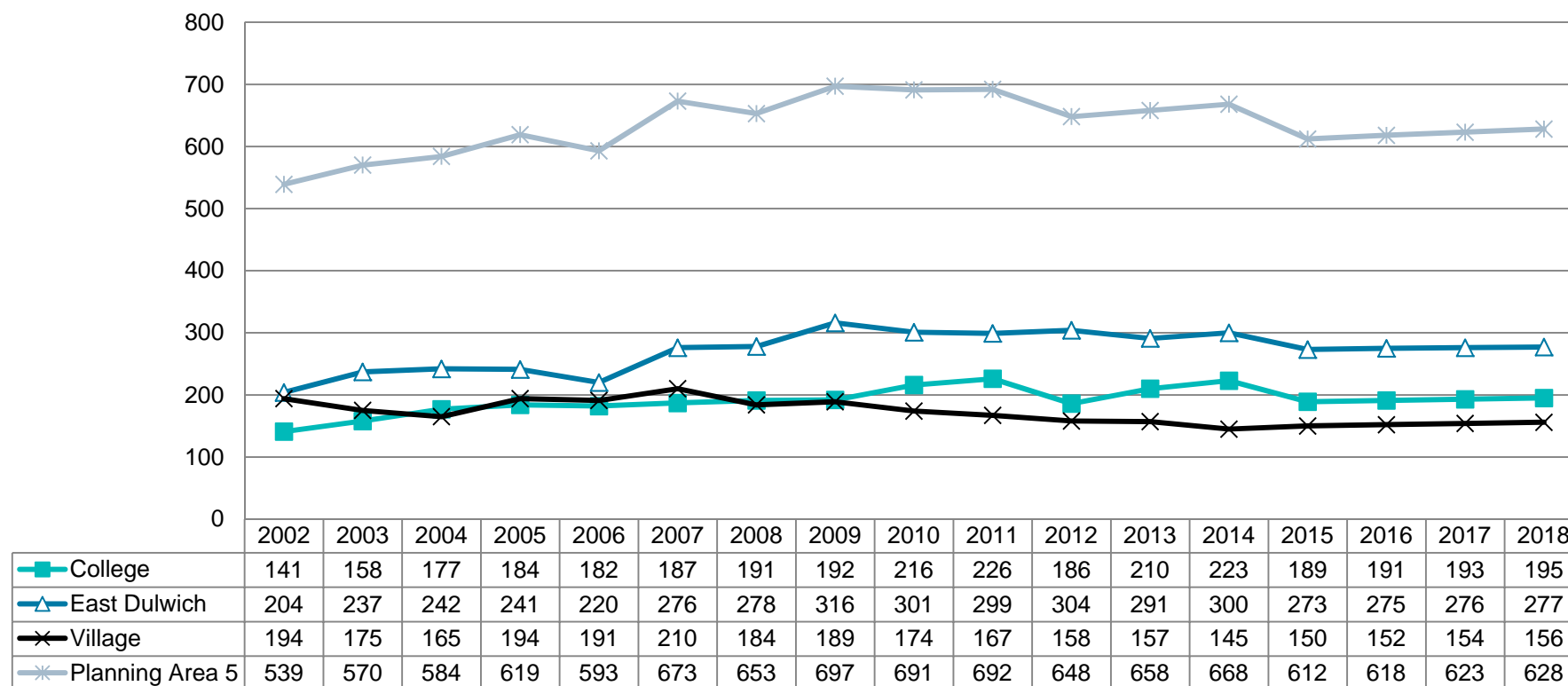


- Pupil projections based on
 - *Births*
 - *Deaths*
 - *Housing developments ("Child yield")*
 - *Migration into/out of Southwark and internally*
 - *Recruitment to existing schools*
 - *New planned schools and expansions*
- Need to be careful that we are enabling schools for "local growth" within Dulwich (i.e. are not abstracting pupils from existing provision)

Births in Dulwich



Births in Dulwich 2002-2022



Schools in Dulwich



- Southwark presently only directly controls admissions to 3 community primary schools in Dulwich
- The other 7 VA schools, free schools and academies all control their own admissions
- Community schools and VA schools need council approval to expand; academies and free schools do not
- Academies and free schools can expand at will, and need only publish a revised (higher) admissions number to do so

National context



- The volume and location of provision is not controlled entirely by the council due to academy expansions (and the free schools initiative)
- Education Act 2011 allows Academies (and free schools) to expand at will
- New provision proposed and agreed by EFA may not necessarily be in areas of need or demand
- New provision may also potentially abstract pupils from existing schools rather than provide new places
- Cross border flow patterns may change

Dulwich area



- Dulwich Community Council area coterminous with Dulwich school place planning areas
- 9 primary phase schools in Dulwich
 - *7 primary schools, 1 infant school, 1 junior school*
 - *3 community schools, 2 academies, 2 free schools, 2 VA schools*
- 1 secondary school – an academy
- Children do not necessarily attend schools in Dulwich, nor do they necessarily come from Dulwich

Dulwich context



- 3,410 state-funded mainstream primary places in Dulwich (in November 2016)
- 1,380 state-funded mainstream secondary places in Dulwich (in November 2016)
- 3,150 pupils in state-funded mainstream primary places in Dulwich (in November 2016)
- 1,702 pupils in state-funded mainstream secondary places in Dulwich (in November 2016)
- 530 reception places (483 pupils in November 2016)
- 360 Y7 places (402 pupils in Y7 November 2016)

Dulwich context



- Recent school expansions in Dulwich include
 - *Expansion of Dulwich Wood (Langbourne) from 1FE to 2FE*
 - *Opening of Harris Primary Free East Dulwich (2FE)*
 - *Opening of Judith Kerr Free Primary School (1.8FE)*
 - *Previous Bulge classes at Dulwich Infants/Juniors, Heber, Goose Green, Goodrich (1FE each)*
 - *2-4FE expansions by Kingsdale Secondary (2015-17)*
- There will be 3,710 state-funded mainstream primary places in Dulwich by September 2020
- Around 3,300 primary pupils projected in Dulwich by this time, leaving an excess of around 400 places

Dulwich context

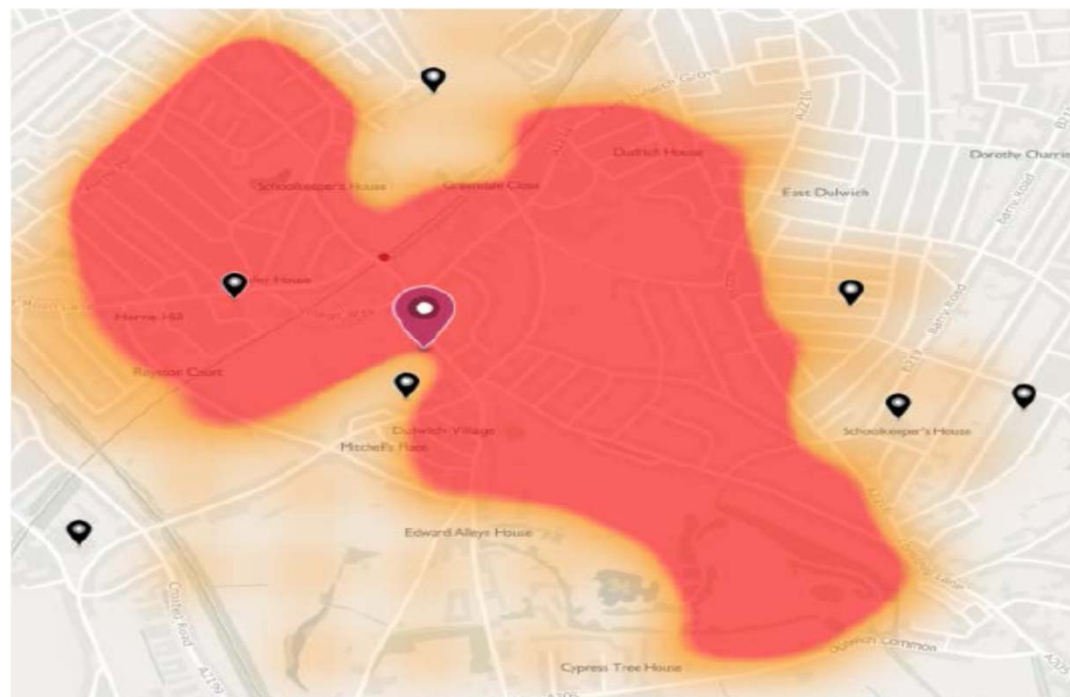


- 3.7 applications per primary place in Dulwich
- Southwark average is 2.7 applications per place
- Range in Dulwich Schools from 1.5 applications per place to 5.8 applications per place
- KS2 L4 average (2015) for Dulwich schools is 81%
- KS2 L4 Southwark schools average (2015) is 82%
- 2000 plus applications for Kingsdale – 6 applications per place or more
- 44% of Kingsdale's pupils from Southwark

Dulwich context

- Some schools recruit very locally

Dulwich Infants

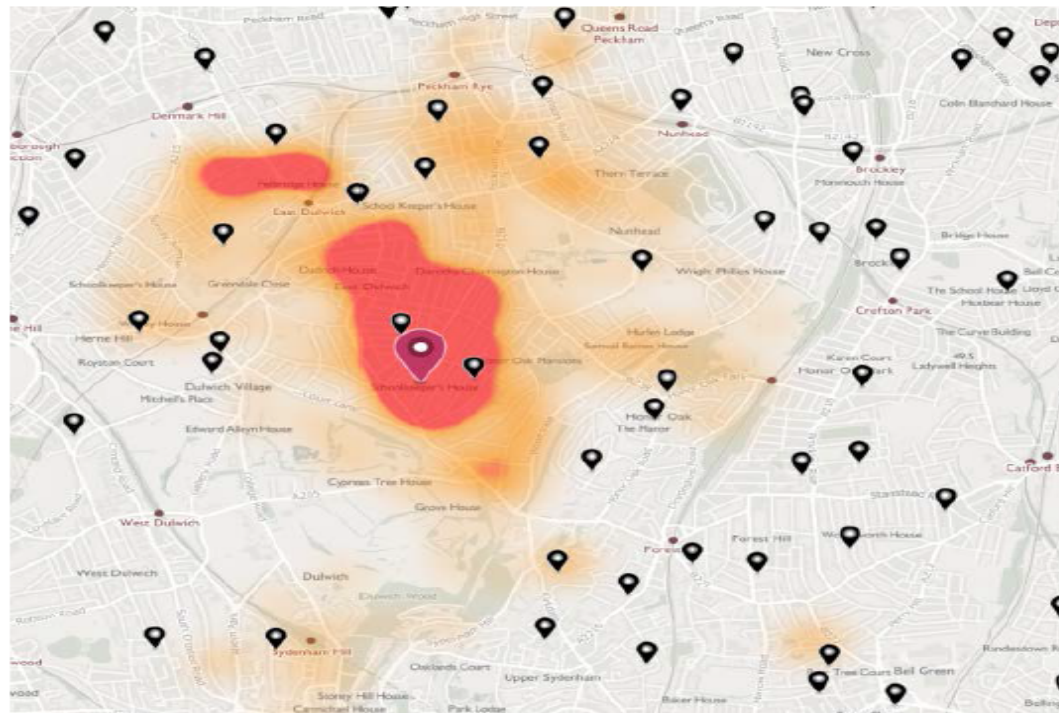


Southwark 100%

Dulwich context

- Some schools recruit further afield

St Anthony's RC

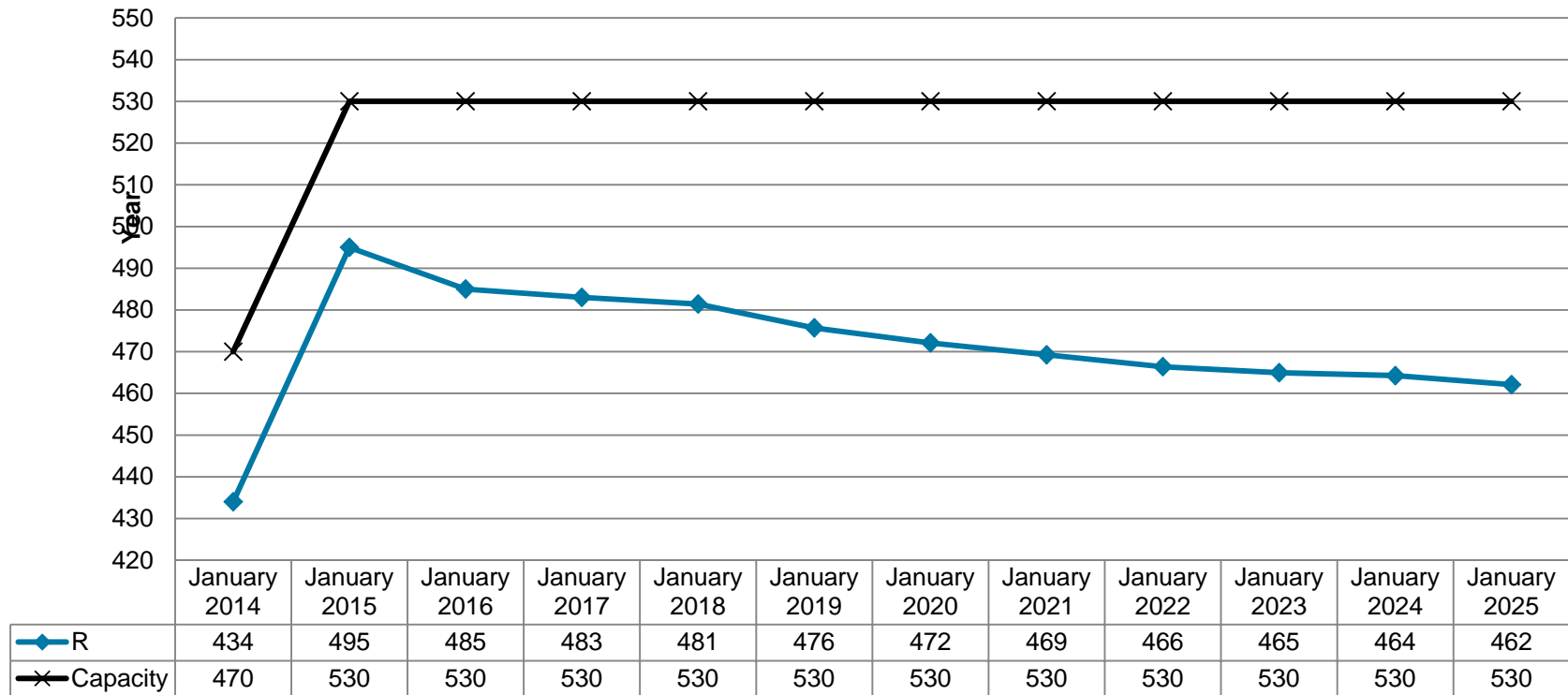


Southwark 89%, Lewisham 11%

Projections Year R



Dulwich Primary projections Year R



Dulwich issues



- *“There aren’t enough primary places in Dulwich”*
- *“Our schools are full of non-Southwark pupils”*
- *“We don’t have a choice where we live – all the local schools are full”*
- *“There aren’t enough secondary places in Dulwich”*
- *“I have concerns about the admissions processes in some schools”*

Dulwich issues



- “There aren’t enough primary places in Dulwich”
 - *This is not presently correct – there are 47 spare reception places (1.5FE) – 9% – at reception and this is projected to increase (2FE) by 2018/19. There are around 250 spare places (7%) in Dulwich primaries overall and this is also set into increase to around 360 places by 2019/20. There are 155 more reception and 860 more primary places in Dulwich than in 2007 – an increase of 41% and 33% overall respectively over the last 10 years*
- “We don’t have a choice where we live – all the local schools are full”
 - *5 of the 9 primaries have spaces in reception*
 - *All primaries “Good” or “Outstanding” OFSTED-graded*

Dulwich issues



- **“Our primary schools are full of non-Southwark pupils”**
 - *Study of enrolment at Dulwich planning area schools*
 - *92% of pupils attending primary schools in Dulwich live in Southwark*
 - *Southwark pupils also attend schools outside the borough*
 - *Biggest exchange is with Lewisham and Lambeth, less so with Bromley and Croydon*
 - *Highest non-Southwark percentage is Judith Kerr – 44% - but still filling up, and Southwark quotient increases annually*
 - *Paxton Primary in Lambeth has 23% Southwark children*
 - *Overall between 7%-9% exchange with neighbours – broadly neutral, boroughwide at primary level*

Dulwich issues



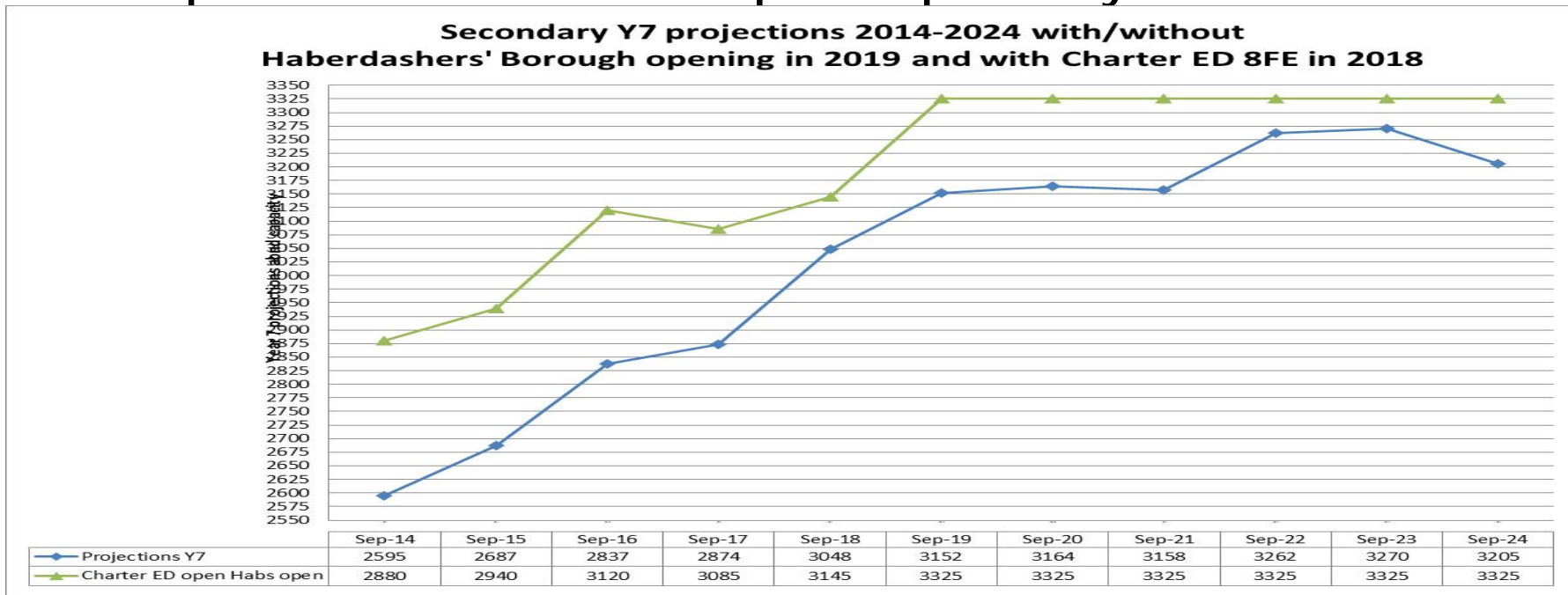
- *"Our primary schools are full of non-Southwark pupils"*

School	Percentage non-Southwark pupils
Dulwich Infants	0%
Dulwich Hamlet Junior	5%
Heber Primary	4%
Goose Green Primary	0%
St Anthony's RC Primary	11%
Judith Kerr Primary	44%
Goodrich Primary	6%
Dulwich Wood Primary	11%
Harris Primary Free East Dulwich	0%

Dulwich issues



- *"There aren't enough secondary places in Dulwich"*
 - Children attend schools all over Southwark – there is present an 9FE excess of places presently



Dulwich issues



- “There aren’t enough secondary places in Dulwich”
 - *LA enabling 2 schools to open to meet anticipated need in Southwark*
 - *College Ward – top 5 destinations: Kingsdale Foundation, Harris Girls' Academy East Dulwich, Harris Boys' Academy East Dulwich, The Elmgreen School, Norwood School, Sydenham School*
 - *East Dulwich Ward – top 5 destinations: The Charter School, Kingsdale Foundation, Harris Boys' Academy East Dulwich, Sydenham School, Harris Girls' Academy East Dulwich*
 - *Village Ward – top 5 destinations: The Charter School, The Elmgreen School, Kingsdale Foundation, Bishop Thomas Grant Catholic Secondary, The Grey Coat Hospital School*

Dulwich issues



- *"I have concerns about the admissions processes in some schools"*
 - *All state-funded schools in England must comply with the entirety of the English School Admissions Code. If an English school's admissions criteria breaks the law or any area of the Code, then you can complain about it*
 - *Appeals or complaints against admissions handled in the first instance by the schools themselves if they are academies, free schools, or VA schools*
 - *LAs and Schools also need to consult when changing admissions procedures – or every 7 years if no change*
 - *Free schools and academies do NOT need to consult when increasing admissions numbers*
 - *Southwark not the admissions authority for any secondary school in Southwark, nor for 6 of the 9 primary schools in Dulwich*
 - *Complaints against school admissions, after the school have responded, are dealt with by the Office of the Schools' Adjudicator (OSA)*

Details



- Ric Euteneuer
- *Principal Strategy Officer (School Place Planning)*
- *Education Access (0-25), 4th Floor, Block C*
- *160 Tooley Street*
- *LONDON, SE1 2TZ*

- *020 7525 5018*
- *ric.euteneuer@southwark.gov.uk*